

FUTURE DENTAL LEADERS FELLOWSHIP PROGRAM

Shaping Tomorrow's Dental Excellence

Transform your practice with Intensive Clinical Training.
A comprehensive fellowship program by 3M Technical
Guidance designed to elevate your clinical expertise
through hands-on experience and mentorship from
India's leading dental experts.



Key Highlights

15 days

Course



120 Hrs

of Intensive
Learning



48 Hrs

of Clinical
Exposure



5

World Class
Mentors




Program Duration

Spread over 3 months with 3 weeks (one week per month)
of On site training

Eligibility

Open for clinicians with 0-10 years of experience,
including general practitioners and specialists.

Module 1: DIRECT RESTORATIONS

 7th - 11th April

DR ARVIND SHENOY

 7th - 8th April

BASICS OF COMPOSITE RESTORATIONS

- Rubber dam
- Direct or indirect, making the right choice
- Paradigm shifts in the materials and techniques related to adhesive dentistry
- Cavity Design for direct and indirect restorations
- Selection of appropriate resin composite for each cavity design
- Matricing

PREDICTABLE POSTERIOR COMPOSITE RESTORATIONS

- Composite layering: simple and advanced techniques
- Injection molding techniques and their utility
- Deep marginal elevation and immediate dentine sealing
- Light curing and its significance in adhesive dentistry
- Finishing and polishing

DR. PRASHANT HATKAR

 9th April


DIRECT COMPOSITE ARTISTRY

- Clinical case selection guidelines for direct composites
- Bio-emulation
- Optical properties of teeth and opacities of composites & Shade matching fundamentals
- Preparation designs to technique
- Adhesive strategies
- Composite layering using dual shade & multi-layering techniques for polychromatic effect
- How to create Primary, Secondary and Tertiary anatomic features
- Predictable finishing and polishing techniques
- Diastema Closure
- Smile enhancement with direct veneers

Patient Exposure

 10th - 11th April

Module 2: INDIRECT RESTORATIONS

 5th - 10th May


DR. MANAV KALRA

 5th May

ART & SCIENCE OF PORCELAIN VENEERS

- Ceramics material science
- Indications & Contraindications of Porcelain Laminate Veneer
- Mockups & test drive & Provisalisation
- Recommendations for Cases to Start With - Blueprint of Smile Designing
- Minimally invasive Tooth Preparation Designs for PLV – Guided tooth prep
- Shade matching & Color science
- Soft tissue management
- Lab communication
- Veneer Trial
- Predictable Bonding protocols

DR. SHEETAL SAKLECHA

 6th - 7th May

MINIMALLY INVASIVE POSTERIOR RESTORATIONS

- Preparation of posterior tooth to receive an overlay type restoration,
- Recommended impression technique for partial bonded restorations,
- Protocols for immediate provisionalization,
- Bonding of overlay to prepared abutment tooth.
- Interdisciplinary approach-Implant Aesthetics, Perio Aesthetics, Ortho Aesthetics
- Digital Dentistry

MINIMALLY INVASIVE PRACTICE


- Diagnosis of occlusal pathology
- Assessment of TMJ health

- Validity of occlusal splint therapy
- Use of Diagnostic Aids - Photographic documentation, radiographs, facebow transfer and articulation, Intraoral scans/impressions and digital waxups
- Centric relation and techniques of recording it
- Demonstration of face bow transfer and articulation
- Concepts of occlusal rehabilitation
- Vertical Dimension
- Treatment approach
- Equilibration
- Treatment sequencing
- Case discussions

Patient Exposure

 8th - 9th - 10th May

Module 3: PEDIATRIC DENTISTRY

 16th - 19th June

DR. ROHAN BHATT

 16th - 17th June

TREATMENT UNDER N2O INHALATION SEDATION

- Fundamental Concept
- Patient Selection and Preparation
- Documentation
- Sédation Techniques
- Facilities and Equipment
- Monitoring
- Risk Management
- How to use for Practice build up-Marketing aspect

Pediatric Dentistry

- Pediatric Practice Management
- Restorative Therapies
- Pediatric Rotary Endodontics
- Space Maintainers
- Dental Trauma Management
- Crowns In Pediatric Dentistry

DENTAL PRACTICE MANAGEMENT (worksheet based)

 18th June

- Business Strategy
- Accounting/Finance
- Leading People
- Services Marketing
- Operations

Patient Exposure

 19th June

Additional topics

- Dental photography training
- Infection Prevention and Control (IPC) protocols
- Preventive as practice builder



**CERTIFICATION AWARDED ON
COMPLETION OF ALL 3 MODULES ONLY**

Meet our distinguished mentors



Dr. Arvind Shenoy

MDS Restorative Dentistry and Endodontics, 30+ years of experience, lead editor of renowned dental publications.



Dr. Prashant Hatkar

MDS AAACD CESC, Nobel Fellow in Implant and Aesthetic Dentistry, Professor & HOD in Conservative Dentistry and Endodontics.



Dr. Manav Kalra

BDS, MDS Prosthodontist, Certified Digital Smile Designer, Fixed Prosthodontics Mentor at SMILE INDIA.



Dr. Sheetal Saklecha

BDS, MDS Prosthodontist, Diplomate ICOI USA.



Dr. Rohan Bhatt (Program Director)

BDS, MDS, PhD Pediatric Dentistry, Director at Karnavati Medical and Education Trust, published researcher with 38 international papers.

Contact Information

 | KHUSHABU KESARI +91 (97766) 38666  | edu@theorangeconsulting.com

 | Ahmedabad Dental College & Hospital, Ahmedabad, Gujarat



Registration Fee

₹65,000 (Taxes included)

Payable to Orange Consulting

Limited Seats



MAXIMUM

30

PARTICIPANTS

by invitation only.



SCAN TO

Download Brochure
& Registration form